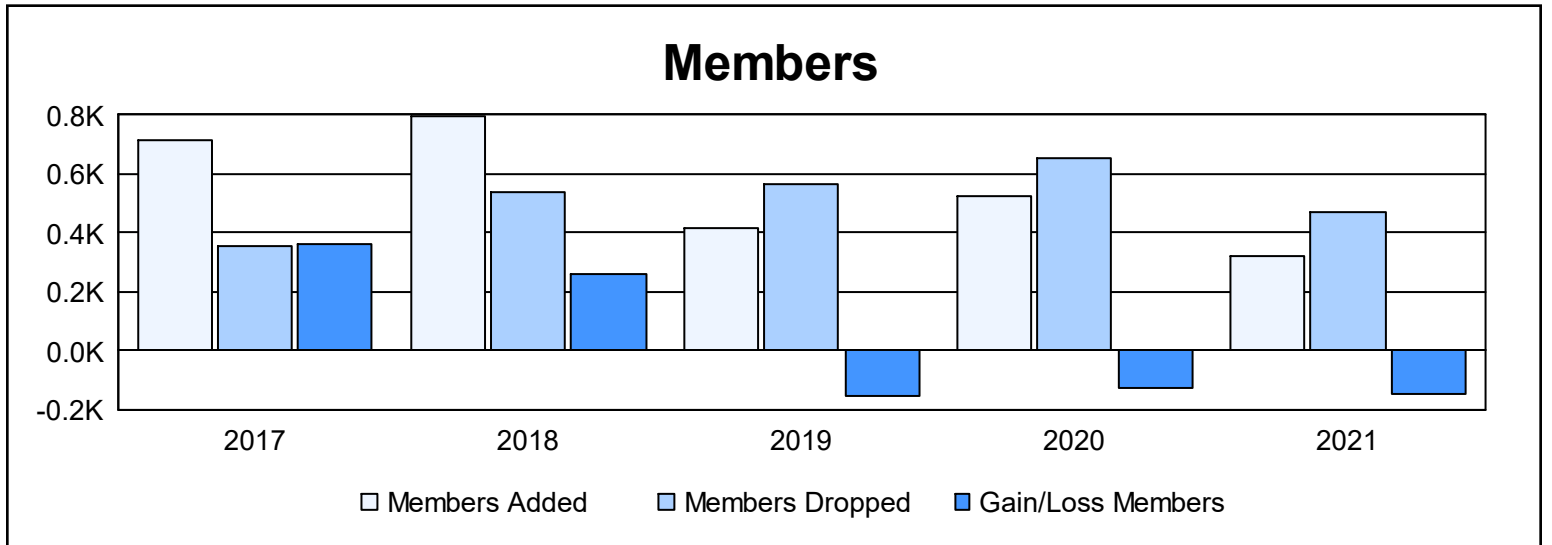
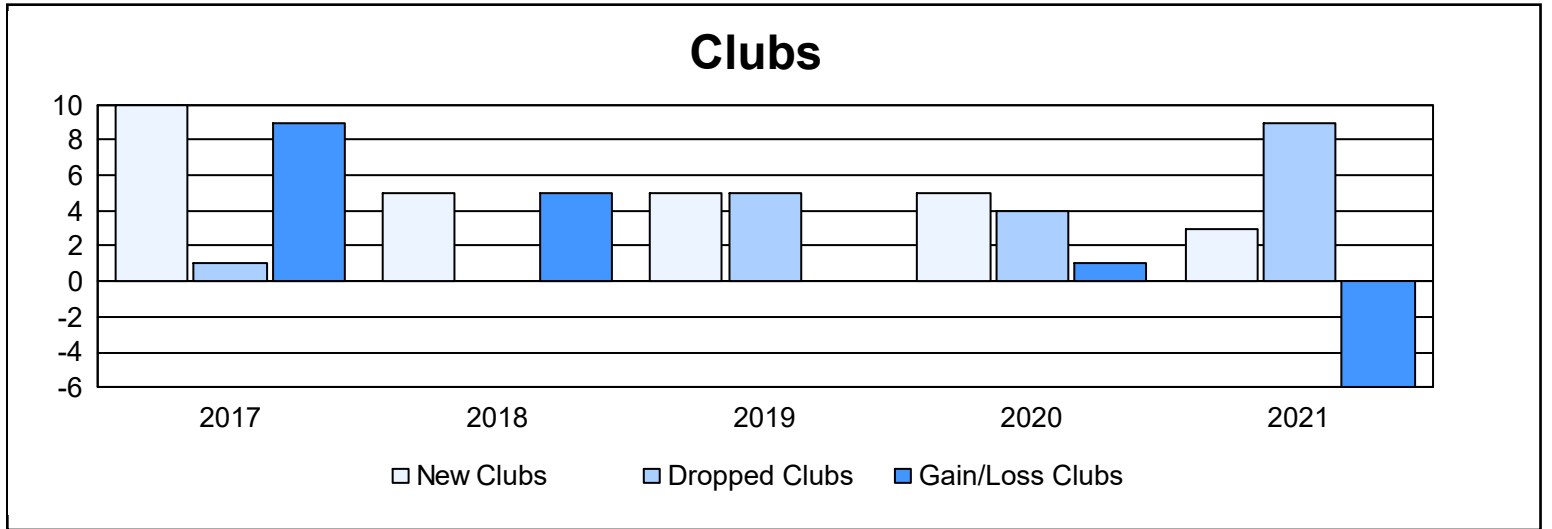
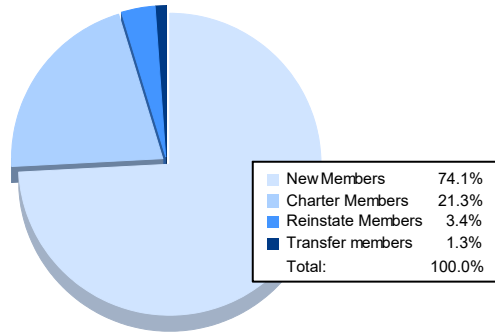


Year	New Clubs	Dropped Clubs	Gain/ Loss Clubs	New Members	Charter Members	Reinstate Members	Transfer Members	Total Member Added	Total Members Dropped	Gain/ Loss Members
2016-2017	10	1	9	443	249	17	3	712	353	359
2017-2018	5	0	5	572	207	16	0	795	538	257
2018-2019	5	5	0	272	121	20	2	415	567	-152
2019-2020	5	4	1	331	133	34	24	522	651	-129
2020-2021	3	9	-6	237	68	11	4	320	469	-149
<b>Average</b>	<b>6</b>	<b>4</b>	<b>2</b>	<b>371</b>	<b>156</b>	<b>20</b>	<b>7</b>	<b>553</b>	<b>516</b>	<b>37</b>



### Membership Composition June 2021 Cumulative



### Gender Composition June 2021 Cumulative

